

Оксана Карпюк

З АУДІОСУПРОВОДОМ



АНГЛІЙСЬКА МОВА

# ENGLISH


with  
Smiling  
Sam

# 2



# YOUR PICTIONARY

## My Classroom



## My Morning



## My School Things




## My Feelings



## Things I do



## My Places



Оксана Карпюк

# АНГЛІЙСЬКА МОВА

Підручник для 2 класу закладів загальної середньої освіти  
(з аудіосупроводом)

Oksana Karpyuk

# ENGLISH

A textbook for the second form of secondary schools  
(with audio support)

*Рекомендовано Міністерством освіти і науки України*

Тернопіль  
Астон  
2019

УДК 811.111(075.2)  
К26

**Рекомендовано Міністерством освіти і науки України**  
(наказ МОН України від 28.03.2019 № 407)

**Видано за рахунок державних коштів.**  
**Продаж заборонено.**

Аудіосупровід до цього підручника розміщений:  
<https://lib.imzo.gov.ua>

**Карпюк О. Д.**  
К 26 **Англійська мова** : підручник для 2 класу закладів загальної середньої освіти (з аудіосупроводом). – Тернопіль : „Видавництво Астон”, 2019. – 112 с. : іл.  
ISBN 978-966-308-747-4

Підручник розроблено згідно із Державним стандартом початкової загальної середньої освіти Нової української школи на основі оригінальної *авторської концепції позитивної мотивації та креативного іншомовного навчання молодших школярів*. Книга містить матеріал, передбачений для 2 класу типовими програмами Нової української школи в іншомовній галузі з англійської мови.

*Діяльнісний підхід та комунікативно-ігрова методика* забезпечуються характером завдань підручника з аудіосупроводом та іншими компонентами до нього.

ISBN 978-966-308-747-4

© О. Д. Карпюк, 2019  
© ТзОВ „Видавництво Астон”, 2019



## ПРИВІТ!

Я скучив за тобою...

Як пройшло літо?


Ти готовий до нових пригод?

Так-так. На тебе чекають  
веселі історії та ігри, нові  
пісні та цікаві завдання.

Для початку, давай пригадаємо імена  
наших друзів та привітаємось із ними!

А потім повторимо літери і слова,  
які ти вивчав у 1 класі, щоб рушити далі!

Ну що, починаємо?!



# CONTENTS

PAGES	UNIT	STRUCTURE	VOCABULARY	PHONICS
6-11	<b>Starter: NICE TO SEE YOU AGAIN!</b>	Who is he/she? He/She is ... Nice to see you again. My name begins with letter ...	Numbers, objects, colours, names, letters (revision).	ABC phonics revision.
12-23	<b>1 HERE IS MY FAMILY!</b>	Here's my family. They are ... Where is your house? My house is in ... Street. Where is your ...? He/She is at ... (work). I like books. Do you like ...? Yes, I do.	Family words. Adjectives. Jobs of family members.	Recognition of short vowels in CVC words (revision). Long vowel sounds a_e, i_e.
24-37	<b>2 MY FRIENDS</b>	We are ... We/They ... together. We like ... He/She likes ... Who is your friend? My best friend is ... He/She is ... (clever).	Friends' interests and hobbies. Adjectives to describe friends.	Long vowel sounds u_e, e_e, o_e. ck [k] Nick
38-49	<b>3 IN MY CLASSROOM</b>	Point to the ... It's ... o'clock. I'm in ... He/She is in ... We/They are in ... What/Who is that? That is ... Who/What are these/those? They are ... These/Those are ...	Classroom objects and school things. Instructions. Time. Location.	sh [ʃ] shelf th [ð] this oo [u:] room ar [ɑ:] garden -er [ə] ruler
50-61	<b>4 WE ARE HAPPY!</b>	Are you thirsty? Yes, I am./No, I'm not. They are scared. Look at ... It is in/on/under the ... I can't find my ... Look on/in/under ... It isn't there. Here it is. Merry Christmas! Happy New Year!	Feelings and emotions. Parts of the day. Prepositions of place. Numbers 1-20. Greetings.	y- [j] yes -y [i:] happy ey/ay [eɪ] they oy [ɔɪ] boy
62-73	<b>5 HOW MANY LEGS?</b>	Look at this ... Has it got a ...? Yes, it has./No, it hasn't. It is ... (tall). It has got... It can/cannot ... How many ... can you see? I can see ... How many toes have you got? I've got ...	Animals. Parts of the body. Adjectives to describe animals, characters and people.	g [dʒ] giraffe ee [i:] feet th [θ] three ph [f] photo ou/ow [aʊ] mouth
74-85	<b>6 DOING THINGS</b>	It is Friday today. Get up! Is he/she fishing? Yes, he/she is./No, he/she isn't. What are you doing? I'm playing with ... What is he/she doing? He/ She is making...	Days of the week. Verbs of the daily routine. Verbs to name actions at leisure time.	o [ʌ] monkey ea [i:] teacher ng [ŋ] sing all [ɔ:l] ball alk [ɔ:k] walk
86-99	<b>7 DO YOU LIKE CARROTS?</b>	It's lunchtime. Let's have ... Can I have some...? Here you are. I like ..., but I don't like... Does he/ she like ...? Yes, he/she does. No, he/she doesn't. Three tomatoes, please. Sorry, no tomatoes.	Food. Drinks. Mealtimes. Food shopping. Table at a birthday party. Birthday greetings.	ch [tʃ] chicken wh [w] what ir/er/ur [ɜ:] bird, her, surname
100-112	<b>8 SEASONS AND CLOTHES</b>	It's autumn. It's cold. It's raining. When is your birthday? It's in winter. Children can ski and skate. I put on my ... in summer. What are you wearing today? I'm wearing a ... and ... today. What is he/she wearing? He/She is wearing ... His/Her scarf is red.	Seasons. Weather. Clothes. Verbs to name actions.	ght [t] eight ir/er [ɜ:] girl oa [əʊ] coat ear [ɛə] wear

# Scope and Sequence

LISTENING	SPEAKING	READING	WRITING
Identifying characters, colours, quantity of objects. Matching letters and phonics. Songs and rhymes.	Greeting classmates. Counting objects. Asking and answering questions about names.	Alphabet revision.	Letters revision.
Listening for personal information. Identifying family members. Listening for specific information (places, jobs). Songs and chants.	Introducing a person. Asking and answering questions for personal information, about family members, their likes and where they are.	Words and short sentences.	Handwriting words.
Identifying people and actions. Understanding instructions and commands, specific information about friends. The song.	Introducing friends, their interests and hobbies. Asking and answering questions about friends, family members, their likes and dislikes.	Words and short sentences.	Handwriting words. Completing sentences with personal pronouns.
Following instructions. Identifying objects in the classroom. Understanding the basic structures of time and location of people. Rhymes.	Pointing to and naming the objects and people. Asking and answering questions for objects and time identification, about people and their location.	Words and short picture descriptions. A letter to a friend.	Handwriting words and sentences. Completing sentences with demonstrative pronouns.
Identifying feelings and emotions. Listening for specific information (location of an object, quantity of objects, age of children and teenagers). Songs and rhymes.	Asking and answering questions to identify feelings and emotions and to find an object. Counting objects to 20. Informing about a person's age. Greetings with Christmas and New Year.	Words and a short story. A greeting card. A letter to Santa Claus.	Handwriting. Guided writing: a greeting card. Writing a chant based on model.
Identifying animals and parts of the body. Distinguishing details to identify animals or characters from their descriptions. Songs.	Describing animals using adjectives. Describing the human body. Asking and answering questions about quantity of animals/parts of the body. Informing about an ability to do an action.	Words and descriptive texts. Labels. Short captions. Riddles.	Handwriting. Labelling. Guided writing: a description. Writing a riddle based on model.
Identifying actions. Following instructions and commands. Understanding the days of the week. Listening for specific information. Songs and chants.	Demonstrating and commenting actions. Commenting actions on photos/pictures. Asking and answering questions about actions that people are doing.	Words and instructions. Descriptive texts. A caption story.	Completing with possessive pronouns and Present Continuous verbs. Captions to pictures.
Identifying food items and mealtimes. Identifying food preferences. Listening for specific information. Songs and rhymes.	Inviting to a birthday party. Greeting with a birthday. Asking and answering questions about food preferences. Buying food talk. Making and responding to suggestions.	Words and short informative texts. A caption story. Identifying Wh-questions.	Completing with articles 'a' and 'an'. A menu. A shopping list. Captions to pictures.
Identifying seasons and weather. Identifying clothes and season activities. Listening for specific information. Songs.	Describing seasons and what people are wearing. Asking and answering questions about birthdays/seasons/clothes. Interviewing classmates and reporting about their season preferences. Making chants based on model.	Descriptive and informative texts. Rhymes. Caption stories. Short dialogues. Reading for specific details.	Labelling. Captions to pictures. Making and writing sentences. Completing tables with information.


# NICE TO SEE YOU AGAIN!

1



Hello, I'm Smiling Sam. Remember me?

2



A: Number 1. Who is he / she?  
B: He / She is ...

Liz

Ben

Vic

Nick



3



Say 'Hello!' and smile with me!



Say 'Goodbye!' and go away!



- 1 Listen and repeat. / Послухай та повтори.
- 2 Point, ask and answer. / Покажи, запитай та дай відповідь.
- 3 Listen and sing. / Послухай та заспівай.

1


 6 bags

 chairs

 pencils

Six bags.

 books

 tables

 pens

 pencil cases

2



3



4



Nice to see  
you again, Ben!

Glad to see  
you too, Lou!

Hello, Liz! Share  
my seat, please.

Thanks, Ann. Nice  
to see you again!

- 1 **Count and say.** / Полічи та скажи.
- 2 **Listen and point.** / Слухай та показуй.
- 3 **Say the chants.** / Розкажи римівки.
- 4 **Act out.** / Зіграй роль.

1



2



3



Aa

Bb

Cc

Dd

Ee

Ff

Gg

Hh

Ii

Jj

Kk

Ll

Mm

Nn

Oo

Pp

Qq

Rr

Ss

Tt

Uu

Vv

Ww

Xx

Yy

Zz

4



Is it a blue letter?

No, it isn't.

Is it a red letter?

Yes, it is.

Is it 'G'?

Yes, it is.



1



Bear – 'b'



d a b



t r f



z w y

2



E – elephant  
Emily

Ff

Gg

Pp

Ss

Ee

Cc

Ll

Hh

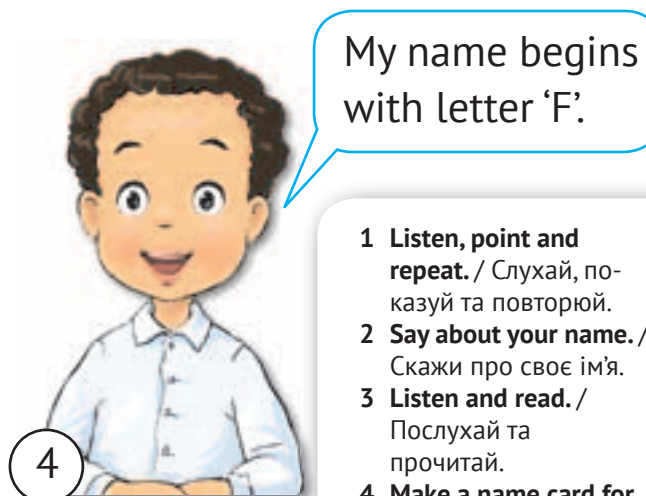

Ww

- 1 Point and name. /  
Покажи та назви.
- 2 Match and say. /  
Добери до літери  
"друга" та скажи.
- 3 Make your ABC Book. /  
Виготуй книжечку-  
абетку.

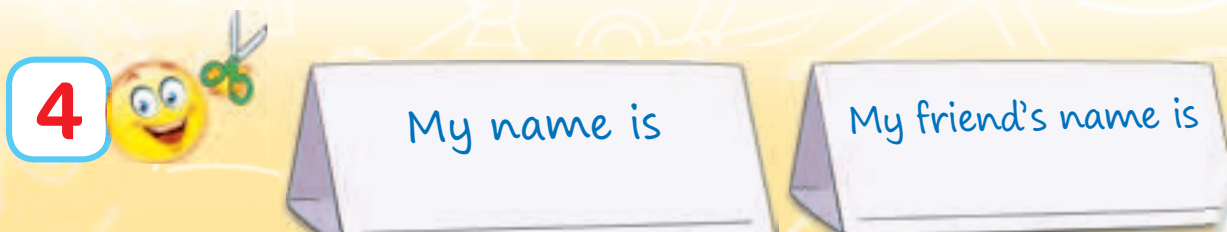
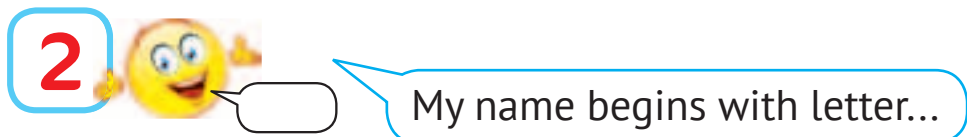


3





- 1 **Listen, point and repeat.** / Слухай, покажи та повторюй.
- 2 **Say about your name.** / Скажи про своє ім'я.
- 3 **Listen and read.** / Послухай та прочитай.
- 4 **Make a name card for you and your friend.** / Виготуй картку зі своїм іменем та іменем друга/подруги.



## HERE'S MY FAMILY

smilephone


1



2



3




Hello!  
My name is Tracy.  
My **surname** is Click.




- 1 **Listen.** / Послухай.
- 2 **Listen and repeat.** / Послухай та повтори.
- 3 **Point and say.** / Покажи та скажи.
- 4 **Look and say.** / Подивись та скажи.
- 5 **Listen and sing.** / Послухай та заспівай.

4 



- boys
- girls
- a family
- friends
- brother and sister
- children

They are ... 


5 

Here's my family: mummy, daddy, sister and me.



Here's my family: mummy, daddy, brother and me.






- 1 **Listen and repeat.** /  
Послухай та повтори.
- 2 **Listen and sing.** /  
Послухай та заспівай.
- 3 **Have a talk.** /  
Поговоріть удвох.
- 4 **Play 'Stand up /  
Sit down' game.** /  
Пограй у гру.

What about you?

I'm	a boy. a girl. seven. eight. <b>a pupil.</b>
<b>I like</b>	TV. books.







1 dad



c	a	t
s	a	d
j	a	m

am, and,  
Ann, Sam,  
ant, stand,  
clap, has

2 mum



u	p	
f	u	n
r	u	n

jump,  
run, duck,  
mum, up

3 dog



f	o	x
g	o	t
h	o	p

Bob, ox,  
doll, frog,  
Tom, Ron

4 pig



s	i	x
b	i	g
h	i	s

is, Jim,  
milk, Tim,  
swim,  
pink

5 ten




r	e	d
h	e	n
p	e	t

Ben, Ted,  
Ed, bell  
pen, Fred



- 1 Listen and say the number. / Послухай та назви номер.
- 2 Listen and point. / Слухай та показуй.
- 3 Listen and read. / Послухай та прочитай.
- 4 Read. / Прочитай.
- 5 Copy the words with numbers. /

Перепиши слова з номерами.



WHERE IS YOUR HOUSE?



- 1
- 2
- 3
- 4

A: What's your name?

B: My name is ...

A: What's your **surname**?

B: My surname is ...

A: How old are you?

B: I'm ...

A: Where is your house?

B: **My house is in ...**





- 1 Listen and repeat. / Послухай та повтори.
- 2 Point and say. / Покажи та скажи.
- 3 Act out. / Зіграй роль.
- 4 Have a talk. / Поговоріть удвох.



Come in, please.

Thank you.



Where is your mum?


She is **at work**.  
My daddy is at work, too.

Do you like computer games?



Yes, I do!

4



Where is your ... ?

He / she is at ....

5



6



A: I like ... Do you like ...?

B: **Yes, I do.** / **No, I don't.** (I like ...)

- 1 **Listen and point.** / Слухай та показуй.
- 2 **Listen and repeat.** / Послухай та повтори.
- 3 **Point and say.** / Покажи та скажи.
- 4 **Ask and answer.** / Запитай і дай відповідь.
- 5 **Have a talk.** / Поговоріть удвох.
- 6 **Copy.** / Перепиши фрази.



at school

Where?



at home



at work



I don't know



a\_e



Kate

c a t - K a t e  
 j a m - J a n e  
 d a d - g a m e  
 S a m - n a m e

name, game,  
 cake, Kate,  
 snake, plane,  
 take, table,  
 case

- 1 Listen and point. / Слухай та показуй.
- 2 Listen and read. / Послухай та прочитай.
- 3 Find and copy the names. / Знайди імена та перепиши їх у зошит.
- 4 Listen and read. / Послухай та прочитай.
- 5 Read. / Прочитай.


i\_e bike




s i x - f i v e  
 h i s - k i t e  
 s i t - r i d e  
 p i g - n i c e

like, kite,  
 ride, bike,  
 nine, nice,  
 smile, five,  
 Mike, I



 — I am Kate. I am five.

 His name is Mike.

 Mike is nine.

— Kate, ride a bike!

— It is a nice bike!

 Mike, take a cake.


— Mmm. It is nice!

I like cakes. 

1



2



Rose Martin



Bill Martin



Jane Martin



Jim Martin

aunt  
cousin  
uncle  
doctor  
vet

3



Pam Martin




Tom Martin

- 1 **Listen and point.** / Слухай та покажуй.
- 2 **Draw your cousins and their family.** / Намалюй свого двоюрідного брата/сестру та їхню сім'ю.
- 3 **Tell class about your cousin's family.** / Розкажи про сім'ю двоюрідного брата/сестри.
- 4 **Listen and repeat.** / Послухай та повтори.
- 5 **Listen and sing.** / Послухай та заспівай.

4



5



# STORY TIME

## Suzy is Lost

1




2



1

2

3



3



4

4







5



6

- 1 Listen and point. / Слухай та показуй.
- 2 Listen and repeat. / Послухай та повтори.
- 3 Point and say. / Покажи та скажи.
- 4 Act out. / Зіграй роль.

# Into Your Portfolio



Here is my family.  
This is my mum.  
She is a doctor.  
This is my ...  
He/She is a ...



I like cakes.




- 1 **Make a family portrait.** / Виготуй портрет сім'ї.
- 2 **Tell class about your family.** / Розкажи про свою сім'ю.
- 3 **Think and draw what you like.** / Намалюй те, що тобі подобається.
- 4 **Tell class about your picture.** / Розкажи про свій малюнок.
- 5 **Have a talk.** / Поговоріть удвох.
- 6 **Draw what your classmate likes.** / Намалюй, що любить твій однокласник.



A: Do you like ... (dogs)?  
B: Yes, I do. / No, I don't. (I like ...)

# REVISION

1



Number ... He / She is a ...

Letter ... They are ...



1



A



2



B



3



C



4



D

2




This is my mum. She is a ...



3




4



- 1 **Match and say.** / Добери пару і скажи.
- 2 **Draw your mum and tell class about her.** / Намалюй свою маму та розкажи про неї.
- 3 **Listen to the interview.** / Послухай інтерв'ю.
- 4 **Act out the interview in pairs.** / Розіграйте інтерв'ю у парі.
- 5 **Have your own interview.** / Проведи своє інтерв'ю.
- 6 **Read.** / Прочитай.

5



6



I am Jane.



I like cats and dogs.



His name is Bob.



Bob is nine.

His dad is a vet.



Jim is a parrot.



Vets like dogs,  
cats and parrots.

# MY FRIENDS



1



2



3



4



5



6



7



8



I

he

she

we

they

6



1



2



1 – с.  
They swim together.

7




a



b



c



d



6



e



f



g



5



4



- 1 Listen and point. / Слухай та показуй.
- 2 Listen and sing. / Послухай та заспівай.
- 3 Point and say. / Покажи та скажи.
- 4 Sing and mime. / Заспівай та покажи дії руками.
- 5 Copy. / Перепиши слова.
- 6 Match and say. / Добери та скажи.
- 7 Play the game "Sam says". / Пограй у гру «Сем каже».

7



Stand up!

Sam says "Stand up"!



1



**We are friends.**  
We go to school together.  
We like books.

They are friends.  
They go to school together.  
They like books.



2



They are ...  
They ... together.  
They like ...



3



4



5



- 1 Listen and repeat. / Послухай та повтори.
- 2 Point and say. / Покажи та скажи.
- 3 Draw a picture of you and your friend. / Намалюй себе і свого друга/подругу.
- 4 Tell class about you and your friend. / Розкажи про себе і свого друга/подругу.
- 5 Write about you and your friend. / Напиши про себе та свого друга.

We are ...  
We ... together.  
We like ...





tube



u\_e, ue, u

m u m - t u b e

f u n - S u e

j u m p - p u p p i l l

Sue, take a tube.  
Pupils run and jump.

Pete



e\_e, e

F r e d - P e t e

v e t - m e

t e n - w e

p e t h e

- 1 Listen and point. / Слухай та показуй.
- 2 Listen and read. / Послухай та прочитай.
- 3 Read. / Прочитай.
- 4 Copy the words. / Перепиши слова.



Mum and dad ride a bike.



We jump and run.



Pete and Sue smile.



It is fun!



funny



clever



nice



pretty

- 1 Listen and repeat. / Послухай та повтори.
- 2 Listen and point. / Слухай та показуй.
- 3 Act out. / Зіграй роль.
- 4 Ask and answer in pairs. / У парах запитуйте, давайте відповіді.
- 5 Copy the words from task 1. / Перепиши слова із завдання 1.



A: **Who is your friend?**

B: **My best friend is ...**

A: Is it a ... (boy / girl / toy / pet)?

B: Yes, it is. / No, it isn't. It's a ...

1



2




3



1



2



3



My best friend is my doll Stella.  
**She is pretty. She is clever, too.**  
 She can say, 'Hello!'

4



6



5



4




- 1 **Listen and point.** /  
Слухай та показуй.
- 2 **Listen and repeat.** /  
Послухай та повтори.
- 3 **Point and say.** /  
Покажи та скажи.
- 4 **Tell class about your friend.** / Розкажи про  
свого друга/подругу.



nose

o\_e, o



Ron and Tom  
hop.

– Stop, Ron!

**Go home!**


– No!

- 1 Listen and point. / Слухай та показуй.
- 2 Listen and read. / Послухай та прочитай.
- 3 Copy the words. / Перепиши слова.
- 4 Listen and read. / Послухай та прочитай.
- 5 Read. / Прочитай.



Nick

ck



I am Nick.

He is Luke.

Mick is his dad.

He is at home.



Luke's mum is a vet.

A vet helps pets.

Is his mum at home?

No! His mum is not at home.








Do you like ...?



Ann	<input checked="" type="checkbox"/>
Bob	<input checked="" type="checkbox"/>
Ted	<input type="checkbox"/>



Yes, I do. / No, I don't. I like ...



Ann likes ...  
Bob likes ...  
.....

- 1 Listen and point. / Слухай та покажуй.
- 2 Match and say. / Добери та скажи
- 3 Ask your mates and draw. / Запитай однокласників та намалюй відповіді.
- 4 Tell class about your mates. / Розкажи про уподобання однокласників.

# STORY



# TIME



7



8



9



10

4




5




- 1 Listen and point. / Слухай та покажуй.
- 2 Listen and repeat. / Послухай та повтори.
- 3 Point and say. / Покажи та скажи.
- 4 Act out. / Зіграй роль.
- 5 Match and say. / Добери та скажи.

# Into Your Portfolio


1



1



2



3




4

Mike and Jane are friends.  
They play together.  
They like games.

2



3



- 1 Make a "Friendship Circle". / Виготуй "Коло друзів".
- 2 Show and tell about your paper friends. / Покажи своє "коло" та розкажи про паперових друзів.
- 3 Write about your paper friends. /

Напиши про своїх паперових друзів.

Право для безоплатного розміщення підручника в мережі Інтернет має Міністерство освіти і науки України <http://mon.gov.ua/> та Інститут модернізації змісту освіти <https://imzo.gov.ua>



# REVISION

1



2



Liz likes ...



- 1 Listen and say the number. / Послухай та назви номер.
- 2 Point and say. / Покажи та скажи.
- 3 Read and match. / Прочитай та добери.
- 4 Do the quiz. / Виконай квіз: дай відповіді.

3



- 1 Nick and Mike like bikes.
- 2 Pete and Luke like kites.
- 3 Jane and Mick like planes.
- 4 Kate and Ron like cakes.





## QUIZ

7

6

5



4

3

2

1



- 1 Who is this?
- 2 What is Tracy's surname?
- 3 How old is Tracy?
- 4 Who is Tracy's best friend?
- 5 Who is this?
- 6 Is Greta a teacher?
- 7 Is Mick Tracy's brother?
- 8 Who is this?
- 9 How old is Luke?
- 10 Is Kiki a dog?
- 11 Who is this?
- 12 How old is Suzy?
- 13 Is Suzy's daddy a doctor?
- 14 Is Suzy's mum a vet?
- 15 Who is this?
- 16 Is Pete Suzy's father?
- 17 Is Prince a cat?
- 18 Is Prince Pete's best friend?
- 19 Who is Suzy's best friend?
- 20 Who is Luke's best friend?

Who  
is  
Who?



8



9

10

11



12



13

14



15



16



17

18

19

20




**FINISH**

## IN MY CLASSROOM



- 1 Listen and point. / Слухай та показуй.
- 2 Listen and repeat. / Послухай та повтори.
- 3 Point and say. / Покажи та скажи.
- 4 Listen and repeat. / Послухай та повтори.
- 5 Point and name. / Покажи та скажи.
- 6 Listen and say the chant. /  
Послухай та розкажи римівку.
- 7 Play the game. / Пограй у гру.






We have got a clock.  
 We have got a blackboard.  
 We have got a pretty  
 classroom, too.




We have got a teacher...  
 What a nice picture!  
 I like it very much.  
 And you?






- 1 Listen and repeat. / Послухай та повтори.
- 2 Say the chant and point to the time. / Розкажи римівку та покажи час.
- 3 Listen and point. / Слухай та показуй.
- 4 Listen and repeat. / Послухай та повтори.
- 5 Point and say. / Покажи та скажи.
- 6 Copy the sentences in red. / Перепиши речення червоного кольору.
- 7 Count to 12. / Порахуй до 12.




It's 11 o'clock.

I am in the classroom.



It's 12 o'clock.

Nick is in the classroom.




It's 2 o'clock.

We are in the garden.



It's 4 o'clock.

They are in the room.



1



2



3



sh

she



shelf



fish



oo



school

classroom



y

fly



sky



- 1 **Listen and point.** / Слухай та показуй.
- 2 **Listen and read.** / Послухай та прочитай.
- 3 **Copy the words.** / Перепиши слова.
- 4 **Listen and read.** / Послухай та прочитай.
- 5 **Read.** / Прочитай.

4



5



It is nine o'clock.  
I'm at school.  
I am in my classroom.  
Look, it is my desk.  
My classroom is nice.  
I like it.



This is Jane.  
She is my friend.  
It is five o'clock.  
Jane is in the room.  
She has got a pet.  
It is a red fish.






What is **this**?

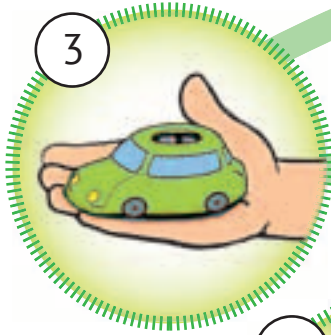
**This** is a rubber.

What is **that**?

**That** is a ruler.



- 1 Listen and point. / Слухай та показуй.
- 2 Listen and repeat. / Послухай та повтори.
- 3 Point and say. / Покажи та скажи.
- 4 Ask and answer in pairs. / У парях задавайте питання, давайте відповіді.
- 5 Listen and sing. / Послухай та заспівай.



1



2



3



**These** are my pencils.  
I can share them.



**Those** are my books.



I like books.

What are **these**?



**They** are my pictures.

What are **those**?



**They** are my  
computer games.

4



5



This is my classroom.  
These are my friends.  
That is my teacher.  
Those are books and pens.

This is a blackboard.  
That is a chair.  
Pupils and teachers  
Are everywhere!

- 1 **Listen and point.** /  
Слухай та показуй.
- 2 **Listen and repeat.** /  
Послухай та повтори.
- 3 **Point and say.** /  
Покажи та скажи.
- 4 **Act out.** / Зіграй роль.
- 5 **Listen and say.** /  
Послухай та розкажи  
вірш.



th

t h e

t h i s

t h e s e

t h e y

t h a t

t h o s e

ar

are, car, garden, star




garden

-er

rubber, teacher, sharpener,  
ruler, number, paper



sharpener




This is a rubber.

These are numbers.

They are pupils.

They are in the garden.




That is a ruler.


Those are stars.



- 1 Listen and point. / Слухай та показуй.
- 2 Listen and read. / Послухай та прочитай.
- 3 Copy. / Перепиши.
- 4 Listen and read. / Слухай та читай.
- 5 Read. / Прочитай.



1




2



- 1 Listen and point. / Слухай та показуй.
- 2 Listen and repeat. / Послухай та повтори.
- 3 Ask and answer in pairs. / У парах запитуйте та відповідайте.
- 4 Play the game. / Пограй у гру.

3



4



1 Who are those?

They are Tracy and Luke.

Where are they?

They are in the room.

2 Who is that?

That is Vic.

Where is she?

She is in the garden.



4




Where is Smiling Sam?

Sam is in the ...

Yes, he is. / No, he isn't.



# STORY TIME




- 1 Listen and point. / Слухай та показуй.
- 2 Listen and repeat. / Послухай та повтори.
- 3 Point and say. / Покажи та скажи.
- 4 Act out. / Зіграй роль.



# Into Your Portfolio



- 1 **Make a clock.** /  
Виготуй годинник.
- 2 **Play the game.** /  
Пограй у гру.
- 3 **Write the time on your clock.** / Напиши яка година на твоєму годиннику.



Tick-tock,  
goes the clock.  
Tick-tock.  
**What's the time, please?**



It's three o'clock.


# REVISION



- 1 Listen and say the number. / Послухай та назви номер.
- 2 Play the game. / Пограйте у гру.
- 3 Point, ask and answer in pairs. / У парах покажуйте і запитуйте, відповідайте.
- 4 Read. / Прочитай.

Право для безоплатного розміщення підручника в мережі Інтернет має  
Міністерство освіти і науки України <http://mon.gov.ua/> та Інститут модернізації змісту освіти <https://imzo.gov.ua>

3



What is that?



That is ...



What are those?

Those are ...

4



Hello, Ben!  
My name is Taras.  
I am seven. These are  
my mum and dad.

That is Olena. She is nice. Those are  
my pets. They are clever. I like books  
and computers. Do you like pets?

Bye,  
Taras



# WE ARE HAPPY!





5



How are you?

I am ...




- 1 Listen, point and repeat. / Послухай, покажи та повтори.
- 2 Listen and sing. / Послухай та заспівай.
- 3 Listen and point. / Слухай та показуй.
- 4 Listen and repeat. / Послухай та повтори.
- 5 Ask and answer in pairs. / У парах запитуйте та відповідайте.





We are happy!  
Come and see.  
Look at our  
Christmas Tree!

Look at Santa-  
Teddy bear!  
Merry Christmas!  
Happy New Year!



They  
He  
She

are  
is  
...



- 1 Listen and sing. / Послухай та заспівай.
- 2 Point and say. / Покажи та скажи.
- 3 Play the miming game. / Пограй у гру. Вгадай емоцію, яку показує однокласник.

Are you tired?

No, I am not.

Are you sad?

Yes, I am!



1



2



y-



yak

yes, yak, yellow, you

-y



teddy

Merry X-mas!


happy, funny, merry, hungry, Sally,  
Tracy, family, granny, daddy, mummy

3



4



Granny,  
This is a present for you!  
Open and see.  
Merry X-mas!  
Happy  New Year!  
Greg



- 1 **Listen and point.** /  
Слухай та показуй.
- 2 **Listen and read.** /  
Послухай та прочитай.
- 3 **Listen and read.** /  
Послухай та прочитай.
- 4 **Read.** / Прочитай.
- 5 **Write to your granny.** /  
Напиши листівку своїй бабусі.

5






in



on



under



- 1 Listen and point. / Слухай та показуй.
- 2 Listen, point and repeat. / Послухай, покажи та повтори.
- 3 Point and say. / Покажи та скажи.
- 4 Have a talk. / Поговори з однокласником.

pen, pencilcase,  
ruler, rubber

bag, shelf,  
desk, chair

I can't find my ...

Look on / in / under ...


It isn't there.

Look on / in / under ...

Here it is.








Look in my room  
And count with me:



1 book, 2 books and now 3.  
4 books, 5 books, 6 books, 7.  
8 books, 9 books, 10, 11.  
12, 13, 14, 15.  
Then 16 and 17.  
Now I've got 18, 19.  
20 books!  
They are red, blue and green!



Look at my table  
And count with me:  
1 pencil, 2 pencils and now 3.  
.....  
20 pencils!  
They are red, blue and green!




I can't find my ball.

Look in your toy box.

It isn't there.

Look on the chair.

Yes! Here it is. Thank you.





ey, ay



grey

they, grey, say, play, Jay, day



boy

oy

boy, toy, joy



Jay is a boy.  
 He has a sister Sally.  
 They play together  
 with toys.  
 Look, this is a grey plane.  
 Jay and his sister say,  
 "Grey plane, grey plane,  
 Fly in the sky!  
 Go to granny Emily  
 And say 'hello'  
 From Sally and Jay!"



- 1 **Listen and point.** / Слухай і показуй.
- 2 **Listen and read.** / Послухай та прочитай.
- 3 **Copy the words.** / Перепиши слова.
- 4 **Listen and read.** / Послухай та прочитай.
- 5 **Read.** / Прочитай.



eleven – d


a 20 b 14

c 17 d 11

e 12 f 19


g 13 h 16

i 18 j 15



The book is on the shelf.

Number 18.



1 Listen and point. Then listen and read. /

Слухай та показуй. Тоді послухай та прочитай.


2 Read and match. Then say. / Прочитай та добери. Тоді скажи.

3 Play the game. / Пограй у гру з однокласником.



4 Copy the numbers from 11 to 15 in words. /

Перепиши назви чисел від 11 до 15 словами.

# STORY TIME



- 1 **Listen and point.** /  
Слухай та показуй.
- 2 **Listen and repeat.** /  
Послухай та повтори.
- 3 **Point and say.** /  
Покажи та скажи.
- 4 **Act out.** / Зіграй роль.



# Into Your Portfolio



I am Santa Claus,  
Short and fat.  
This is my bag  
And this is my cap.

I've got presents  
For you, and you, and you.  
Merry Christmas!  
And a Happy New Year, too!



- 1 Listen and repeat. / Послухай та повтори.
- 2 Make Santa Claus. / Виготуй Санта Клауса.
- 3 Say the rhyme. / Розкажи віршик.

# REVISION

1




**START**



2



- 1 Listen and say the number. / Послухай та назви номер.
- 2 Play the board game. / Пограй в настільну гру.
- 3 In groups make emotion sheets. / У групі підготуйте аркуші з позначенням емоцій/відчуттів.
- 4 Ask and answer in pairs. / У парах запитуйте та відповідайте.
- 5 Write names on the sheets. / Впишіть імена однокласників.
- 6 Look and say. / Подивись та скажи.
- 7 Read the letter. / Прочитай лист.
- 8 Write to Santa and draw your picture. / Напиши листа Санта Клаусу та намалюй для нього малюнок.



How are you?

I am hungry.



*Hello, Santa!  
 My name is Max.  
 My mum and granny say  
 you put presents under the  
 I like that box of pencils and  
 those good books. They are nice.  
 Thank you, Santa. I am very happy!  
 This is my present for you.  
 Merry Christmas!  
 Max*



## HOW MANY LEGS?

1



2



a giraffe

a snake

an elephant

a zebra

a hippo

- 1 Listen and point. Then name. / Слухай та показуй. Тоді назви.
- 2 Listen and say. / Послухай та скажи.
- 3 Listen and sing. / Послухай та заспівай.
- 4 Listen. / Послухай.
- 5 Point and say. / Покажи та скажи.
- 6 Copy animal names in your exercise-book. / Перепиши назви тварин у зошит.



3



4



5



a monkey

a parrot

a lion

a crocodile

I'm Ella the Elephant.  
I'm big.  
I'm grey.  
**I've got big ears.**  
I've got **a long nose.**



I'm Zeb the Zebra.  
I'm black and white.  
I've got stripes.  
I've got **four legs.**  
I've got **a tail.**



6



a hippo, a monkey,  
a snake, a parrot,  
a zebra

1



2



3



I'm Croc the Crocodile.  
I'm green.  
I've got a big **mouth** and big **teeth**.  
I've got four **short** legs and a long tail.  
I'm **dangerous**.



I'm Siss the Snake.  
I'm orange and red.  
I've got a long **body**.  
I've got no legs.  
I'm very dangerous.



I'm Gira the Giraffe.  
I'm yellow and brown.  
I've got four legs.  
I've got a long **neck**.  
I'm **tall**.

4



four legs

4



5




I am = I'm

I have got = I've got

I'm ...  
I'm ... and ...  
I've got ... and ...

- 1 Listen and point. / Слухай та показуй.
- 2 Listen and repeat. / Послухай та повтори.
- 3 Point and say. / Покажи та скажи.
- 4 Draw and write. / Намалюй та напиши.
- 5 Present your animal. / Представ свою тваринку.





1



2



3

3  
th  
three



mouth  
tooth



thanks, tooth,  
three, mouth



ee

tree

three geese, nine teeth,  
big feet, green tree



tooth - teeth



foot - feet

4



5



I can see a goose.

It is grey.

It has got a long neck.

It has got 2 legs.



1 Listen, point and repeat. /

Послухай, покажи та повтори.

2 Listen and read. / Послухай та прочитай.

3 Copy three words with 'th' and 3 words with 'ee'. /  
Перепиши 3 слова з 'th' та 3 слова з 'ee' у зошит.

4 Listen and read. / Послухай та прочитай.

5 Read. / Прочитай.

These are geese.

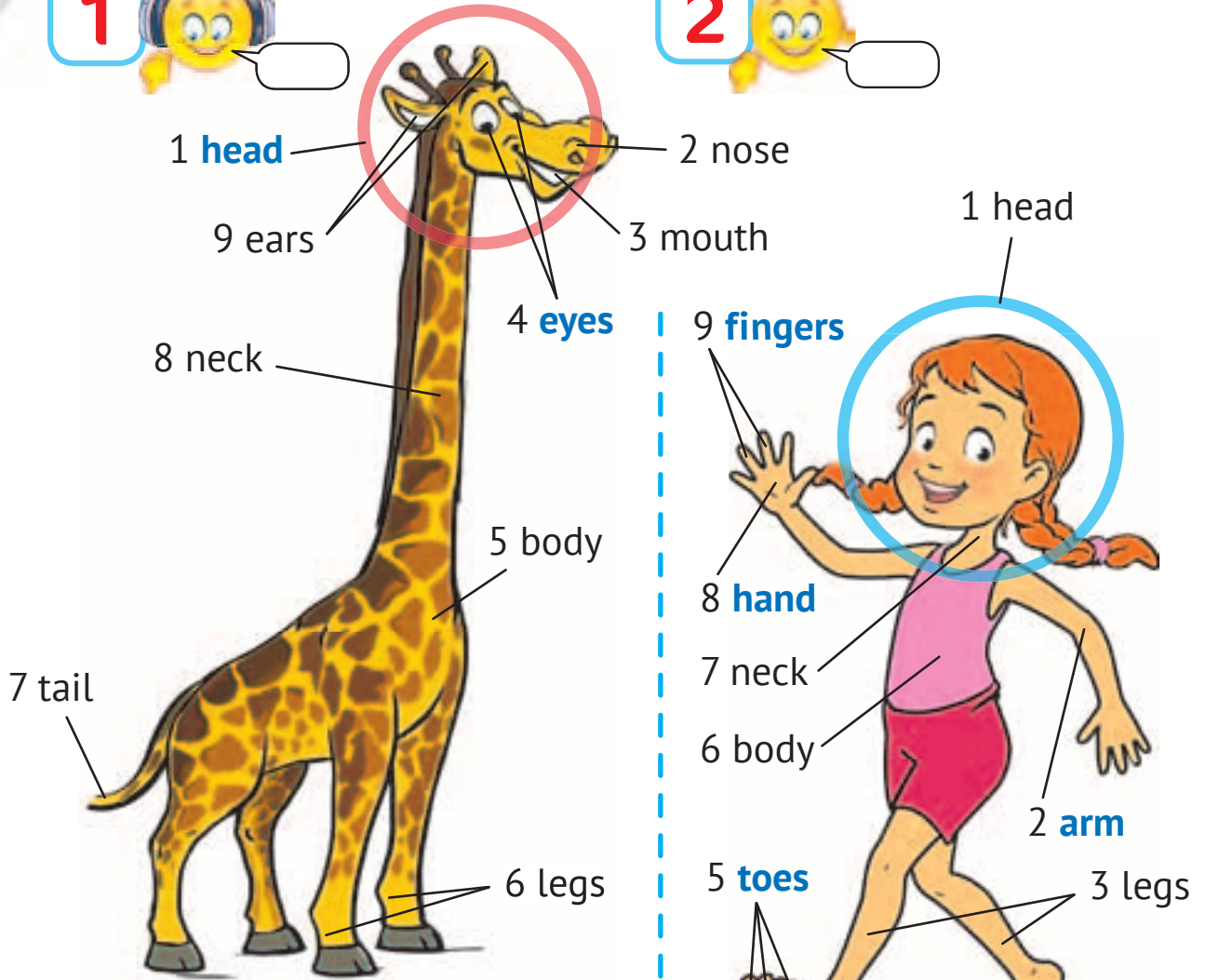

They are black.

They have got long necks.

They can run and swim.

They can fly, too.





1 one

2 two

I have got one head.  
 I have got one nose.  
 I have got two hands.  
 I have got two legs.



- 1 Listen and point. / Слухай та показуй.
- 2 Point and name. / Покажи та назви.
- 3 Listen and read. / Послухай та прочитай.
- 4 Copy the sentences. / Перепиши речення.
- 5 Make your body poster. / Виготуй свій постер з підписами частин тіла.



Head and **shoulders**, **knees** and toes...



And eyes, and ears, and mouth, and nose...



1 I've got one **head** / **hand**.  
2 I've got two **toes** / **legs**.  
3 I've got ten **fingers** / **ears**.

4 I've got **big** / **small** teeth.  
5 I've got a **long** / **short** neck.  
6 I've got no **tail** / **nose**.



How many?



- 1 **Listen, point and repeat.** / Слухай, покажуй та повторюй.
- 2 **Listen and sing.** / Послухай та заспівай.
- 3 **Touch and name.** / Доторкнись і назви.
- 4 **Choose the words and copy the sentences.** / Вибери слово і переписи речення.
- 5 **Listen and sing.** / Послухай та заспівай.
- 6 **Ask and answer in pairs.** / У парах запитуйте та відповідайте.

How many ... have you got?

I've got ... ..



Gira **g**  
giraffe



a dangerous crocodile,  
orange



**ph**  
elephant



photo,  
photographer,  
Phil, elephant



**ou, ow**  
mouth



**brown**

brown, cow, mouth,  
mouse, house

4



5



## ZOO PHOTOS

This is Gira, the giraffe.  
It is orange and brown.  
Gira has got four long legs  
and a long neck.  
It likes green trees.



That is Phil, the elephant.  
It is very big. It has got  
big ears and a long nose.  
Phil has got four legs  
and one tail.


- 1 Listen and point. / Слухай та показуй.
- 2 Read. / Прочитай.
- 3 Copy the words. / Перепиши слова у зошит.
- 4 Listen and read. / Послухай та прочитай.
- 5 Read. / Прочитай.

1



How many ... can you see?

I can see ... ..



2



Has it got a tail?

Yes, it has.

How many legs has it got?

It has got four legs.

Is it grey?

No, it isn't.

Can it swim?

Yes, it can.

Is it green?

Yes, it is.

Is it a crocodile?

Yes, it is!



1 Ask and answer in pairs. / У парах запитуйте та відповідайте.

2 Play the guessing game. / Пограйте в гру на відгадування.

# STORY TIME


1 2 3 4



Look Tracy!  
Coconuts and  
monkeys.

1

Monkeys are  
funny. Are they  
dangerous?



2

I don't know.  
Maybe.



3

Let's see:  
parrots,  
crocodiles,  
zebras,  
elephants,  
lions,  
giraffes and  
snakes. A lot  
of snakes.



4

I'm scared.  
Snakes are  
dangerous.

Yes, we must  
be careful.



5

- 1 Listen and read. / Послухай та прочитай.
- 2 Read. / Прочитай.
- 3 Point and say. / Покажи та скажи.
- 4 Act out. / Зіграй роль.



# Into Your Portfolio




## MONSTER RAP

I've got six long fingers.  
I've got nine short toes,  
I've got three eyes,  
I've got four ears  
And just one green nose.



This is my monster.  
Its name is ...  
It has got ..... and .....  
It is very ...



- 1 **Listen and sing.** / Послухай та заспівай.
- 2 **Read.** / Прочитай.
- 3 **Draw your monster.** / Намалюй свого монстрика.
- 4 **Tell class about your monster.** / Розкажи класу про свого монстрика.
- 5 **Make an animal.** / Виготуй тваринку.
- 6 **Tell class about your animal.** / Розкажи про свою тваринку.
- 7 **Write about your animal.** / Напиши про свою тваринку.

# REVISION

1



2



Is it a giraffe?



**WHAT ANIMAL IS IT?**

It is big. It has got big eyes.  
 It has got a small head.  
 It has got a long neck.  
 It has got a short tail.  
 It has got four legs.  
 It cannot fly. It can run.  
 It likes trees.

Yes, it is!



3




**WHAT ANIMAL IS IT?**

It is ...                      It has got ...  
 It has got ...              It cannot ...  
 It has got ...              It can ...

Answer \_\_\_\_\_

- 1 Listen and find. / Послухай та знайди.
- 2 Read. / Прочитай.
- 3 Write and ask your classmate. /  
 Напиши та запитай свого однокласника.
- 4 Ask and answer in pairs. /  
 У парах запитуйте та відповідайте.

4



How many ... .. can you see?

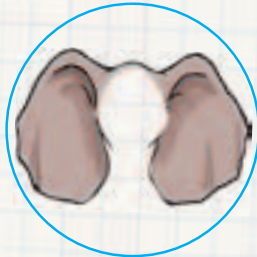
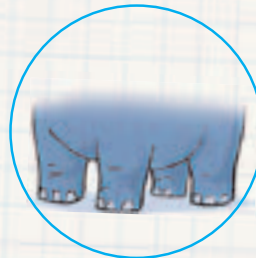
I can see ... ..

dangerous  
big  
small  
tall


animals

long  
short  
big  
small

tails  
necks  
legs  
arms  
eyes  
ears  
noses



# DOING THINGS



4



bathroom



face



clothes

5



WASH MY FACE



CLEAN MY TEETH



PUT ON MY CLOTHES



GO TO SCHOOL



- 1 Listen and point. / Слухай та показуй.
- 2 Listen and mime. / Слухай та показуй мімікою та жестами.
- 3 Mime and say. / Покажи мімікою та скажи.
- 4 Listen and repeat. / Послухай та повтори.
- 5 Listen and sing. / Послухай та заспівай.



wake up




get up



catch the bus



have lunch



Monday



Tuesday



Wednesday



Thursday



Friday



Saturday

Sunday



- 1 Listen and repeat. / Послухай та повтори.
- 2 Listen and point. / Слухай та показуй.
- 3 Listen and sing. / Послухай та заспівай.
- 4 Point and say. / Покажи та скажи.



teacher

ea



eat

read, clean, tea, please, eat, meat, teacher, speak



pudding

ng



swing

long, song, sing, pudding, swing, English, morning, evening



I



my

you



your






It is Sunday today. No school!  
Wake up! Sing your morning song.  
Get up! Clean your teeth. Eat your pudding.  
Drink your tea. Read your book.  
Swim in the pool. It's cool!  
Hooray!

- 1 **Listen, point and repeat.** / Слухай, показуй та повторюй.
- 2 **Listen and read.** / Послухай та прочитай.
- 3 **Copy the words.** / Перепиши слова.
- 4 **Listen and read.** / Послухай та прочитай.
- 5 **Read.** / Прочитай.
- 6 **Copy and fill in the gaps.** / Перепиши, заповнюючи пропуски.



my name  
my family  
... song  
... teacher  
... house

your name  
your family  
... song  
... teacher  
... house



1 Listen and sing. / Послухай та заспівай.

2 Point and say. / Покажи та скажи.

3 Say and mime. / Скажи та покажи мімікою та жестами.



1



2



1



2



3



4



5



6

- He is sleeping.
- She is putting on her clothes.
- He is eating.

- She is looking at photos.
- He is cleaning his teeth.
- She is making faces.

3



You are a frog.



I'm a frog.  
I am hopping like a frog.

- 1 **Listen, point and repeat.** / Послухай, покажи та повтори.
- 2 **Read and match.** / Прочитай та добери.
- 3 **Play the game.** / Пограй у гру.



talk

alk

walk



all  
ball

small, tall, ball



monkey

o

brother, mother, love, Monday, monkey

- 1 Listen, point and repeat. / Слухай, показуй та повторюй.
- 2 Listen and read. / Послухай та прочитай.
- 3 Copy the words. / Перепиши слова.
- 4 Listen and read. / Послухай та прочитай.
- 5 Read. / Прочитай.

4





5



It is Monday evening.

Look, this is my family. My father is sitting. He is reading a book. My mother is talking on the phone. My brother is playing computer games. I am playing with my doll. My doll is pretty. It can walk. Listen, it is speaking, "I love you. I love you."



Is he fishing?

Yes, he is.

No, he isn't.

- 1 Listen and point. / Слухай та показуй.
- 2 Listen and say the chant. / Послухай та розкажи римівку.
- 3 Mime and say the chant. / Покажи мімікою та розкажи римівку.
- 4 Ask and answer in pairs. / У парах запитуйте та відповідайте.

# STORY TIME

1



2



3



1



What are you doing, mum?

Let me see.

Look. My brother is looking at the monkeys.

I'm looking at the photos from Africa.

Who is this?



3

What's your dad doing here?



4

Wow! A crocodile.



5

And is your mum swimming in that river?




6

Wow, that looks good!



7

4



5



- 1 Listen and point. / Слухай та показуй.
- 2 Listen and repeat. / Послухай та повтори.
- 3 Read and answer. / Прочитай та дай відповіді.
- 4 Point and say. / Покажи та скажи.
- 5 Act out. / Зіграй роль.


# Into Your Portfolio



## MORNING CHANT

Get up quickly,  
Make your bed,  
Drink some tea,  
Eat an egg,

Wash your face,  
Brush your teeth,  
Time for school,  
Let's write and read!



## MY PICTURE BOOK



I am getting up.



I am making my bed.


- 1 Listen and sing. / Послухай та заспівай.
- 2 Draw what you do in the morning. / Намалюй дії, які виконуєш зранку.
- 3 Make your picture book. / Виготуй книжечку з малюнками.
- 4 Comment on your pictures. / Прокоментуй свої малюнки.

# REVISION

1



2



1




What's the time?  
Two o'clock!  
It's lunch time.

Jessica! Luke!  
Elliot!



2



3



- 1 Listen and find. / Послухай та знайди.
- 2 Copy the names and put the numbers. / Перепиши імена та вкажи номер відповідного малюнка.
- 3 Copy the days of the week. / Перепиши дні тижня.
- 4 Play the guessing game. / Пограй у гру на відгадування.
- 5 Ask and answer in pairs. / У парах запитуйте та відповідайте.
- 6 Read and match. / Прочитай та добери фото.

- Luke
- Elliot
- Jessica

3



4




Is it Wednesday?

No, it isn't.




- Sunday
- Monday
- Tuesday
- Wednesday
- Thursday
- Friday
- Saturday

5 

Is he looking at photos?



Yes, he is.  
No, he isn't.

6 

Greg is looking at the photos.



Photo  He is riding a bike with Max.



Photo  Greg is walking in the park with his mum.



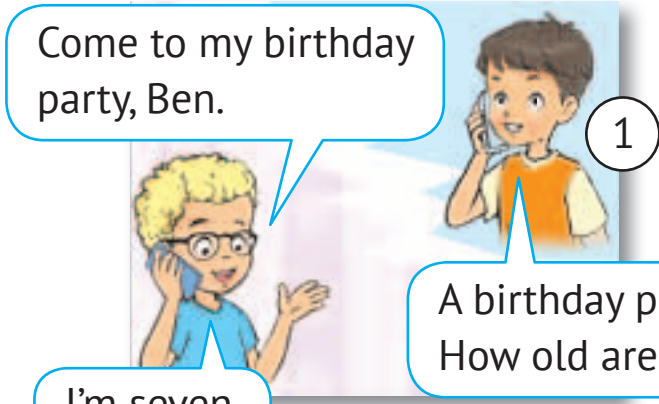
Photo  Dad is talking over the phone.

Photo  He is putting on clothes.



Photo  Greg is swinging with Bill and Mary.

# DO YOU LIKE CARROTS?



chicken



lemonade



juice



sweets



fruit



yogurt



sandwich



cake



pizza



salad

Do you like ...?

Yes, I do. / No, I don't.



5



Chicken, chips, soup and eggs.  
Do you like fish?

Chicken, chips, soup and eggs.  
I don't like fish.



Cheese and bread, rice and cake.  
Do you like milk?

Cheese and bread, rice and cake.  
Yes, I like milk!



6



Yes, I do. / No, I don't.

- 1 Listen and point. / Слухай та показуй.
- 2 Listen and repeat. / Слухай та повторюй.
- 3 Listen, point and repeat. / Слухай, показуй та повторюй.
- 4 Ask and answer in pairs. / У парах задавайте питання, давайте відповіді.
- 5 Listen and sing. / Послухай та заспівай.
- 6 Copy and write. / Перепиши питання, напиши відповіді.



Do you like sweets?

Yes, I do.



Do you like salad?



Do you like eggs?



Do you like fish?



Do you like lemonade?



Do you like milk?



apple



banana



pear



strawberry



cherry



orange



In the garden, in the garden  
We have a **picnic** in the garden.

I have apples, apples, apples.

I have pears, pears, pears.

You have cherries, cherries, cherries  
And strawberries.

In the garden, in the garden  
We have a picnic in the garden.



**an** + a, e, i, o, u

This is **an** egg.

This is **a** banana.

Can I have **a** banana?

Here you are.

Thank you.



1 This is a sandwich.

2 I've got \_\_\_ pear.

3 It's \_\_\_ orange.

4 That is \_\_\_ cherry.

5 I haven't got \_\_\_ apple.

6 This is \_\_\_ strawberry.

- 1 **Listen, point and repeat.** /  
Слухай, показуй та повторюй.
- 2 **Point and say.** / Покажи та скажи.
- 3 **Listen and sing.** / Послухай та заспівай.
- 4 **Ask and answer in pairs.** /  
В парах запитуйте та відповідайте.
- 5 **Copy and write 'a' or 'an'.** /  
Напиши речення з артиклями 'a' або 'an'.

1



2



chicken

ch

chips, cherry, chair,  
teacher, cheese,  
lunch, sandwich

3



4



## KID'S MENU

## FOOD

chicken  
fish  
rice  
eggs  
carrots  
tomatoes

## DESSERTS

cheesecake  
ice-cream  
yogurt  
banana  
apple  
fruit salad

## DRINKS

orange juice  
lemonade  
tea  
milk  
hot chocolate



I'm hungry.  
I am looking at the menu.  
I like chicken and rice.  
I like carrots, too. I don't  
like fish or eggs. I like  
cheesecakes. **I like hot  
chocolate but I don't  
like milk.**

I like fish and eggs.  
I don't like carrots.  
I like ice-cream  
but I don't like  
cheese cakes. I like  
lemonade but I don't  
like hot chocolate.



5



I'm hungry.  
I'm looking at the menu.  
I like ...  
I don't like ...

- 1 Listen and read. /  
Послухай та прочитай.
- 2 Read. / Прочитай.
- 3 Listen and read. /  
Послухай та прочитай.
- 4 Read. / Прочитай.
- 5 Write. / Напиши.



carrot



cucumber



mushroom



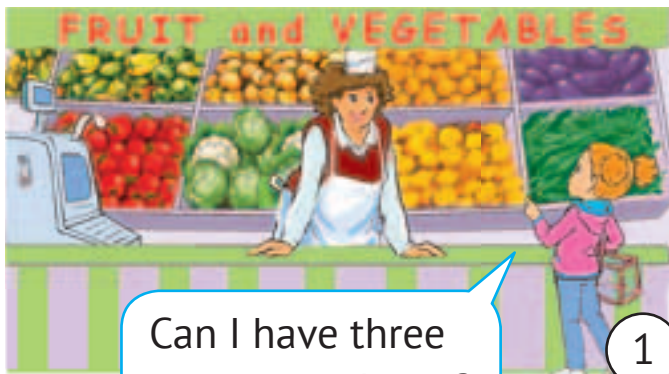
tomato



pepper



potato



Can I have three tomatoes, please?

1


2



Yes, here you are.  
Three tomatoes, please.

Thank you.

- 1 Listen, point and repeat. / Слухай, показуй та повторюй.
- 2 Listen and sing. / Послухай та заспівай.
- 3 Listen and repeat. / Слухай та повторюй.
- 4 Act out. / Зіграй роль.



Can I have 2 cucumbers?


Sorry, no cucumbers.

3

1



Bananas for **breakfast**,  
Bananas for **lunch**.  
I like bananas!  
Munch, munch, munch!



Bananas for **dinner**,  
Before going to sleep.  
I like bananas!  
They are so sweet!

2



3



BREAKFAST



1



2



3



4

LUNCH



5



6



7



8

DINNER



9



10



11



12

4



5



I eat ... for breakfast.  
I drink ... for breakfast.  
... for lunch.  
... for dinner.




- 1 **Listen and say the chant.** / Послухай та розкажи римівку.
- 2 **Listen and point.** / Слухай та показуй.
- 3 **Listen and repeat.** / Послухай та повтори.
- 4 **Draw your food.** / Намалюй те, що ти їси протягом дня.
- 5 **Tell class about your meals.** / Розкажи про свої сніданок, обід та вечерю.



1



2



white

wh

what, where, when

When do you get up?

What do you like?

Where is your house?



girl

ir, er, ur

bird, girl, her, surname

bird



3



4

- 1 Listen and point. / Слухай та показуй.
- 2 Listen and read. / Послухай та прочитай.
- 3 Listen and read. / Послухай та прочитай.
- 4 Read and answer. / Прочитай та дай відповіді на запитання.



Hello. My name is Max.

My surname is White.

I am Tim's friend.

It's lunchtime and I am having fish and chips for lunch. But I don't like fish. I like chicken. In the morning I like milk and a sandwich. I don't like eggs in the morning.

For dinner I like rice and tomatoes. I like tea and a cake for dinner, too.

- 1 What does Max like for breakfast?
- 2 What does he like for lunch?
- 3 What does Max like for dinner?



1



Jelly is yummy,  
Jelly is sweet.  
Willy likes yellow jelly to eat.  
Jelly on potatoes,  
Jelly on rice...  
Willy likes jelly. It is very nice!


2




3



Tracy likes hot chocolate.



4



Does Tracy like yogurt?

No, she doesn't.

Does she like hot chocolate?

Yes, she does.


5



6



Ann likes ... for breakfast.  
She likes ... for lunch.  
She likes ... for dinner.



- 1 Listen and say the chant. / Послухай та розкажи римівку.
- 2 Listen and point. / Слухай та показуй.
- 3 Look and say. / Подивись та скажи.
- 4 Ask and answer in pairs. / В парах запитуйте та відповідайте.
- 5 Make cards. Then ask and answer. / Виготуйте карточки. Тоді запитуйте та відповідайте.
- 6 Write and say. / Напиши та розкажи.

# STORY TIME

1



2



3



Luke's going to the shop.



He's buying a mango, two bananas, three oranges, three lemons and a box of vanilla ice-cream.



Luke's going home.



He takes a banana.



He's eating the banana. Yummy!



He meets Pete.  
"Let's play football."





7

Luke's playing football.



8

The sun is shining. It's hot.



9

Oh, no! The ice-cream!

4



5



## AFRICAN DREAM

A mango, two bananas,  
three oranges and lemons, too.  
I can make a sundae.  
What about you?

*Ref.:*

African dream, African dream:  
Lots of fruit lots of ice cream!

Mix the fruit, one two, three.  
It's very good, as you can see.

*Ref.*



- 1 Listen and point. / Слухай та показуй.
- 2 Listen and read. / Послухай та прочитай.
- 3 Point and say. / Покажи та скажи.
- 4 Act out. / Зіграй роль.
- 5 Listen and sing. /  
Послухай та заспівай.

# Into Your Portfolio

1



1



2



4



3

2



Do you like bananas?

Do you like ice-cream?

No, I don't.

Yes, I do.



3



She likes ice-cream and ...  
She doesn't like bananas.

- 1 Make a plate and cards with food. / Виготуй тарілку та карточки з малюнками їжі.
  - 2 Ask and answer in pairs. / Запитуйте та відповідайте у парах.
  - 3 Tell class what your partner likes and doesn't like. / Розкажи про те, що любить або не любить їсти твій партнер по парі.
- Право для безоплатного розміщення підручника в мережі Інтернет має Міністерство освіти і науки України <http://mon.gov.ua/> та Інститут модернізації змісту освіти <https://imzo.gov.ua>

# REVISION



Fruit Face



Vegetable Face









The eyes are oranges.

The nose is a carrot.



Do you like ...?

Yes, I do. / No, I don't.

Name	cucumbers		carrots		orange	
						
Ben	✓		✓		✓	
Ann		✓	✓		✓	

Ben likes cucumbers.  
But Ann doesn't like cucumbers.

- 1 Draw and say. / Намалюй та скажи.
- 2 Draw the table. / Намалюй таблицю.
- 3 Ask and answer. / Запитуйте та відповідайте.
- 4 Tell the class about your mates. / Розкажи про своїх однокласників.
- 5 Play the game. / Пограй у гру.
- 6 Listen and match. / Послухай та добери.
- 7 Read and answer. / Прочитай та дай відповідь.


5



Let's play a shopping game.




Can I have a cake, please?



Yes, here you are.



Can I have an orange, please?



Sorry, no oranges.


Can I have ...?



I win!

Well done!





Liz, Nick, Ben and Vic are at school.  
It is a lunchtime.

Look at Liz. This is her lunch.  
What does she like?

She likes chicken and salad.  
She likes cheesecake and tea, too.

Look at Nick.

Does he like cakes?  
No, he doesn't.

He likes yogurt and milk.  
He likes sandwiches, too.

Look at Vic and Ben.  
What do they like?

## SEASONS AND CLOTHES

1



It's cold.



It's hot.



It is raining.



It is snowing.

- 1 Listen, point and repeat. /  
Слухай та показуй. Потім повтори.
- 2 Listen and sing. /  
Послухай та заспівай.
- 3 Listen and repeat. /  
Послухай та повтори.
- 4 Point and say. / Покажи та скажи.
- 5 Ask and answer. /  
Запитуйте та відповідайте.

2



Spring is green.



Summer is bright.



Autumn is yellow.




Winter is white.


3



4



5



When is your birthday?

It's in ...



1

**It is sunny,**  
Jump and run,  
Ride a bike,  
It is fun.



2

It is hot,  
The sea is blue.  
I can swim,  
And so can you!



3

It is raining,  
**Watch TV,**  
**Stay at home,**  
Drink some tea!



4

It is cold.  
**Skate and ski,**  
**Make a snowman,**  
Look at me!


 Winter

 Spring

 Summer

 Autumn

5



Spring is green.  
It is sunny.  
I can ride a bike.



- 1 Listen and read. / Послухай та прочитай.
- 2 Read and match. / Прочитай та добери.
- 3 Listen and sing. / Послухай та заспівай.
- 4 Sing and mime. / Співай та показуй рухами.
- 5 Draw and say. / Намалюй та розкажи.



8

eight

ght

night, bright,  
eight, eighteen,  
right, light

Good night.  
Sleep tight.  
And wake up bright  
In the morning light!



- 1 It is sunny. It is hot. You can jump, run and swim.
- 2 It is cold. Children can ski and skate.
- 3 It is raining. Stay at home and read a book.
- 4 It is not hot. But the sky is blue. It is sunny.  
The birds are singing.

- It's winter.
- It's spring.
- It's summer.
- It's autumn.

- 1 **Listen and point.** / Слухай та показуй.
- 2 **Listen and read.** / Послухай та прочитай.
- 3 **Listen and read.** / Послухай та прочитай.
- 4 **Read and match.** / Прочитай та добери пору року.
- 5 **Read and tell the class what season you like.** / Прочитай та розкажи про пору року, яку любиш.



– What season do you like?  
– I like summer. It is hot  
and sunny. I can ride a bike.  
I can fly a kite. I can jump and run.  
I can swim, too. **I have holidays  
in summer.** I can go with my mum  
and dad to my granny!







1



2



3

It's Tuesday.

Tracy is counting:

one, two, three, four, five, six.

In six days she is going on holiday.



## TRACY'S CLOTHES



a jacket

sandals



Tracy is packing her suitcase.

What is she putting in her suitcase?

a bikini



jeans



a mask



a T-shirt



trainers


- 1 Listen and read. / Послухай та прочитай.
- 2 Listen and repeat. / Послухай та повтори.
- 3 Listen and point. / Слухай та показуй.
- 4 Listen and repeat. / Послухай та повтори.
- 5 Listen and point. / Слухай та показуй.
- 6 Point and name. / Покажи та назви.
- 7 Make and write. / Утвори речення та напиши їх.

Her T-shirt is pink.




His T-shirt is red.





Luke is packing his suitcase.  
**What is he putting in his suitcase?**

**LUKE'S CLOTHES**



Her	T-shirt	is	red.	His	cap	is	yellow.
	jacket		pink.		T-shirt		white.
	bikini		brown.		jacket		blue.
Her	sandals	are	orange.	His	shorts	are	black.
	jeans		violet.		jeans		green.
	trainers		blue.		trainers		orange.



trousers

socks

sweater


dress

shoes


boots

scarf

hat




Fred



Jane

Ron

Pam



What are you wearing today?

I am wearing a blue T-shirt and a green scarf.

I'm wearing green trousers and black shoes. What are you wearing today?

I am wearing a pink dress. I am wearing white socks and pink shoes.

- 1 Listen and point. Then repeat. / Слухай та показуй. Потім повтори.
- 2 Listen and sing. / Послухай та заспівай.
- 3 Listen again and find a child. / Послухай та знайди відповідну дитину.
- 4 Have a talk. / Поговоріть удвох.



ir



shirt



skirt

Her skirt is blue.

His shirt is white.

My sweater  is yellow.

My scarf  is red.

My shoes  are grey.

oa



coat



raincoat

His coat is brown.

Her raincoat is yellow.

ear, air, ere



bear

hair



wear, bear,  
chair, hair,  
where



- 1 Listen and point. / Слухай та покажуй.
- 2 Listen and read. / Послухай та прочитай.
- 3 Read. / Прочитай.
- 4 Listen and point. / Слухай та покажуй.
- 5 Read. / Прочитай.

– What is he wearing?

– He is wearing black jeans.



– What is she wearing?

– She is wearing a white dress.




– Where are her socks?

– They are on the chair.

– Where are his boots?


– They are under the chair.



It is sunny.



It is raining.



It is cold.



Are you wearing green socks?

No, I'm not.

Are you wearing blue socks?

Yes, I am!



1



2



3

- 1 Listen and point. / Слухай та показуй.
- 2 Read and match. / Прочитай та добери.
- 3 Play the guessing game. / Пограйте у гру на відгадування.

# STORY TIME

1



- Mum! What are you doing, mum?  
– I'm making sandwiches.

2



3



- Dad! Dad?  
– Yes? I'm checking the tyres.



- Where is Luke?  
Luke! Luke!



- I'm looking for Kiki.  
Kiki! Kiki!



- Look! She is  
sitting in the tree.



Dad is putting the  
suitcases in the car.



- Off we go!  
Where is the key?  
– Oh, no! In my jacket.



- And where  
is the jacket?  
– In the suitcase.

4



- 1 **Listen and point.** / Слухай та показуй.
- 2 **Listen and read.** / Послухай та прочитай.
- 3 **Point and say.** / Показуй та говори.
- 4 **Act out.** / Зіграй роль.

# Into Your Portfolio



1

I put on my hat.  
I put on my shoes.  
I put on my shirt.  
I'm ready to move!  
*Ref.:* Move to the left!  
Move to the right!

I put on my dress.  
I put on my shoes.  
I put on my gloves.  
I'm ready to move!


*Ref.*  
I put on my socks.  
I put on my shoes.  
I put on my pants.  
I'm ready to move!

*Ref.*  
I put on my skirt.  
I put on my shoes.  
I put on my coat.  
I'm ready to move!  
*Ref.*

- 1 **Listen and sing.** / Послухай та заспівай.
- 2 **Listen and point. Then repeat.** / Слухай та показуй. Потім повтори.
- 3 **Draw and make your chant.** / Намалюй і склади свій чант.
- 4 **Say your chant.** / Розкажи свій чант.
- 5 **Draw your doll's collection for seasons.** / Намалюй колекцію одягу на всі пори року для своєї ляльки.
- 6 **Tell class what you put on your doll.** / Розкажи у що ти одягнеш ляльку в різні пори року.




2



Red hat, white shirt,  
Blue jeans, black shoes.




3



4



5



6




Green hat,  
Pink skirt,  
.....



In spring I put ...  
on my doll.  
I put ... and ..., too.  
In summer ...



# REVISION



What season do you like?



spring	summer	autumn	winter
✓ ✓	✓ ✓ ✓ ✓	✓	✓ ✓ ✓

- 1 Listen. / Послухай.
- 2 Copy. Listen again and draw. / Перемалюй схему. Послухай ще раз та намалюй у схемі.
- 3 Tell class about your picture. / Розкажи про свої малюнки.
- 4 Copy the table. / Відтвори табличку.
- 5 Ask 10 mates what season they like. / Опитай десятох однокласників про улюблену пору року. Tick their answers. / Відміть їхні відповіді у таблиці.
- 6 Tell class about your mates. / Розкажи про уподобання однокласників.
- 7 Ask and answer in pairs. / У парах запитуйте та відповідайте.
- 8 Read and answer. / Прочитай та дай відповідь.




6



Four classmates like summer.  
Three ...

7



What is Jeff wearing?

He is wearing a white shirt,  
black trousers and black shoes.



Jeff



Dan Fred



Ann



Kate



Betty Mike

8




## WINTER MORNING



It's winter morning. I like winter.  
I am putting my green coat and  
my brown boots on. Where is  
my cap? Oh, it's on my bed.

It's cold. But it's sunny. The sky is  
blue. The sun is yellow. The snow  
is white. I can make a snowman!



Look! Bob and I are making  
a snowman. It is funny!  
Do you like it?



## Goodbye Song

One, two, three,  
Three, two, one,  
I love English,  
It is fun.



Four, five, six,  
Six, five, four,  
Numbers, toys,  
And there is more.



Colours, pets and animals,  
Jungle, forest and a farm,  
Breakfast time,  
Time for school.



It's so fine,  
It's so cool.

Seven, eight, nine and ten.  
SEE YOU NEXT YEAR,  
BYE TILL THEN!



# Audio Scripts

## STARTER NICE TO SEE YOU AGAIN!

### Lesson 1 page 6 task 1

Hello, I am Smiling Sam!  
Remember me?  
Here are my friends  
As you can see.  
Look at number four –  
Who is she?  
Look at number two –  
Who is he?  
Look at them and say:  
Who are they?

### page 7 task 3

A, B, C, D, E, F, G –  
Say 'Hello'  
And smile with me!

G, F, E, D, C, B, A –  
Say 'Goodbye'  
And go away!

### Lesson 3 page 9 task 3

Let's remember all the letters:  
A, B, C, D, E, F, G  
Let's remember all the letters:  
H, I, J, K, L, M, N, O, P  
Let's remember all the letters:  
Q, R, S, T, U, V  
Let's remember all the letters:  
W, X, Y and Z!

## UNIT 1 HERE'S MY FAMILY

### Lesson 1 page 12 task 1

*Tracy:* Hello! My name is Tracy. My surname is Click.  
*Luke:* Hi! My name is Luke. My surname is Click, too. Tracy is my sister.  
*Mother:* My name is Greta. Tracy and Luke are my children.  
*Father:* My name is Mick. Mick Click – that's me. Trace and Luke are my children, too.  
*Cat:* My name is Kiki. My surname is ... I don't know. Miaow.

### Lesson 2 page 14 tasks 1, 2

*Tracy:* Hi, everybody! Remember me?  
I'm a girl. My name is Tracy.  
I'm a pupil as you can see.

I'm seven. I like TV.  
*Luke:* I am not seven. I am eight.  
I am a boy and that is great.  
My name is Luke. I'm a pupil, too.  
I like books. What about you?

### Lesson 3 page 15 task 1

pig, mum, ten, dog, dad

### task 2

cat, sad, jam; up, fun, run; fox, got,  
hop; six, big, his; red, hen, pet

### task 3

am, and, Ann, Sam, ant, stand, clap, has  
jump, run, duck, mum, up, fun  
Bob, ox, doll, frog, Tom, Ron  
is, Jim, milk, Tim, swim, pink, sit  
Ben, Ted, Ed, bell, pen, Fred

### Lesson 6 page 18 task 1

a [eɪ] – name, Kate  
cat – Kate, jam – Jane,  
dad – game, Sam – name.  
i [aɪ] – like, bike  
six – five, his – kite,  
sit – ride, pig – nice

### task 2

Name, game, cake, Kate, snake,  
plane, take, table, case, Jane.  
Like, kite, ride, bike, nine, nice,  
smile, five, Mike, I.

### Lesson 7 page 19 task 1

Here is a family tree.  
Look, this is Jim Martin. He is Tracy's uncle. Mr Martin is a doctor. (pause)  
This is Mrs Martin. She is Tracy's aunt. Mrs Martin is a teacher. (pause)  
Pam Martin is a little girl. She is five. (pause)  
Tom Martin is Pam's brother. He is a big boy. He is nine. (pause) Tom and Pam are Tracy's cousins. (pause)  
Rose Martin is Pam and Tom's granny. (pause)  
Bill Martin is Pam and Tom's granddad. (pause) They are Tracy's granny and granddad, too.

### tasks 4, 5

*Greta:* My name is Greta.  
I'm a vet.  
I am at work helping a cat.  
MIAOW!

*Mick:* I'm at work.  
My name is Mick.  
I'm a photographer.  
Click! Click! Click!

*Luke:* I'm at school,  
As you can see.  
Here's my test.  
Please, help me!

### Lesson 8 STORY TIME page 20 task 1

#### SUZY IS LOST

*Suzy:* huu...  
*Tracy:* Hello.  
*Suzy:* Hello.  
*Tracy:* What's your name?  
*Suzy:* Suzy.  
*Tracy:* What's your surname?  
*Suzy:* White.  
*Tracy:* OK, Suzy White. Where is your mummy?  
*Suzy:* I don't know.  
*Tracy:* Where is your daddy?  
*Suzy:* At work. Huu..  
*Tracy:* Where is your brother?  
*Suzy:* At home.  
*Tracy:* Where is your home?  
*Suzy:* I don't know.  
*Tracy:* OK. That's my house. Let's go.  
How old are you, Suzy?  
*Suzy:* I am four.  
*Tracy:* You are a big girl. Do you like ice-cream?  
*Suzy:* Yes!

### Lessons 11-12 REVISION page 23 task 3

*Suzy:* What's your name?  
*Tracy:* Tracy.  
*Suzy:* What's your surname?  
*Tracy:* Click.  
*Suzy:* How old are you?  
*Tracy:* I am seven.  
*Suzy:* Where is your mummy?  
*Tracy:* At work.  
*Suzy:* Where is your daddy?  
*Tracy:* At work, too.  
*Suzy:* Where is your brother?  
*Tracy:* At school.  
*Suzy:* Do you like ice-cream?  
*Tracy:* Yes.

## UNIT 2 MY FRIENDS

### Lesson 1 page 24 tasks 1, 2

One, two.

One, two, three.  
I like my friend  
And she likes me.

We laugh together.  
We go to school.  
We sing a song.  
We swim in the pool! Splash!

One, two.  
One, two, three.  
I like my friend  
And she likes me.

We play together.  
We jump and run.  
We ride a bike.  
It's really fun! Yipee!

One, two.  
One, two, three.  
I like my friend  
And she likes me.

#### Lesson 4 page 28 task 2

*Liz:* Who is your friend?  
*Kate:* My best friend is Rosie.  
*Vic:* Rosie? Who is she?  
*Kate:* It is my pet.  
*Liz:* Is it a dog?  
*Kate:* No, it isn't. It's a cat. It is  
clever and nice.  
*Liz:* It is funny, too!

#### Lesson 5 page 29 task 1

*Tracy:* My best friend is Monica. She  
is clever.  
*Monica:* My best friend is Tracy. She  
is funny. She is pretty, too.  
*Luke:* My best friend is David. He is  
tall. He is a good friend.  
*David:* My best friend is Luke. He is  
not tall. He is short. He is clever.  
*Suzu:* My best friend is my doll  
Stella. She is very pretty. She is  
clever, too. She can say 'Hello'.  
*Pete:* My best friend is my dog  
Prince. He is big and very clever.

#### Lesson 7 page 31 task 1

*Smiley:* This is my friend Taras. Taras  
likes computer games. He likes  
Santa Claus and football. He likes  
parrots. Taras likes ice-cream,  
too. This is my friend Olenka. She  
likes books and bikes. Olenka

likes birthday parties and cakes.  
She likes dogs, too.

#### Lesson 8 STORY TIME page 32 task 1

*Suzu:* Who is this?  
*Tracy:* My mum. She is a vet. She is  
nice.  
*Suzu:* My mum is nice, too. She is a  
teacher. Who is this?  
*Tracy:* My dad. He is a photographer.  
He is funny.  
*Suzu:* My dad is not funny. He is a  
doctor. And who is this?  
*Tracy:* My brother Luke. He is very  
clever. He likes books.  
*Suzu:* Is this your sister?  
*Tracy:* No, this is my friend Monika.  
She is clever, too. She likes  
computer games.  
(The door is opening)

*Suzu:* Pete!  
*Pete:* Suzu!  
*Suzu:* This is my brother, Pete. He is  
a big boy.  
*Tracy:* Hello, Pete. I'm Tracy.  
*Pete:* Hello, Tracy. Suzu, let's go  
home. Mum is looking for you.  
*Tracy:* Where is your home?  
*Pete:* At number ten, the new house.  
Bye!  
*Tracy:* Goodbye!

#### Lessons 11-12 REVISION page 35

##### task 1

- A This is my best friend Kristina.  
She is pretty. She likes dolls.  
(найза)
- B Meet my friend Ann. She is  
clever. She likes books. (найза)
- C This is my best friend Pete. He is  
clever. He likes cars. (найза)
- D This is my best friend Max. He is  
nice. He likes planes. (найза)
- E This is my best friend Meg. She  
is funny. She likes teddy-bears.  
(найза)
- F Meet my friend Greg. He is clever.  
He likes bikes. (найза)

### UNIT 3 IN MY CLASSROOM

#### Lesson 1 page 38

##### task 1

Girls and boys,  
Point to the door.  
Girls and boys,

Touch the floor.

Girls and boys,  
Point to a chair.  
Girls and boys,  
Touch your hair.

Girls and boys,  
Point to the window.  
Girls and boys,  
Say 'Goodbye' and go.

#### task 4 page 39

1 – blackboard, 2 – table, 3 – chair,  
4 – window, 5 – door, 6 – clock, 7 –  
bin, 8 – floor, 9 – boy, 10 – girl

#### Lesson 2 page 40

##### task 1

Tick-tock, goes the clock.  
Tick-tock, tick-tock.  
1, 2, 3, 4, 5, 6, 7,  
8, 9, 10, 11  
Now it's 12 o'clock!  
Tick-tock, tick-tock.

#### Lesson 4 page 42

##### task 1

*Vic:* What is this?  
*Liz:* That is a rubber.  
*Vic:* What is that?  
*Liz:* That is a ruler.

*Vic:* What is this?  
*Liz:* This is a pencil-sharpener.  
*Vic:* What is that?  
*Liz:* That is an exercise-book.  
*Vic:* What is this?  
*Liz:* This is a pencil.  
*Vic:* What is that?  
*Liz:* That is a paper.

##### task 5

My bag is on my back.  
My pen is in my hand.  
My book is on my knees.  
Come in and join me, please!  
My pencil-case is pink.  
My exercise-book's green.  
My sharpener is cool.  
I've got them all at school!

#### Lesson 7 page 45

##### task 1

- 1 – Who are those?  
– They are Tracy and Luke.  
– Where are they?  
– They are in the room.
- 2 – Who is that?  
– That is Vic.

- Where is she?
- She is in the garden.
- 3 – Who are those?
  - Those are Nick and Ben.
  - Where are they?
  - They are in the classroom.
- 4 – Who is that?
  - That is Liz.
  - Where is she?
  - She is in the house.

### Lesson 8 STORY TIME page 46

#### task 1

#### A NEW JOB

*Dad:* Hello! Where is everybody?

*Mum:* I'm in the kitchen!

*Dad:* Where is Tracy?

*Mum:* She's in the garden.

*Dad:* And Luke?

*Mum:* He's in his room.

*Dad:* Tracy! Luke! Come here!

*Luke:* Hi, Dad! What's up?

*Dad:* I've got a new job.

*Tracy:* A new job?

*Dad:* Yes. In Africa.

*Tracy:* In Africa? We are going to Africa?

*Dad:* Yes.

*Luke:* What about school?

*Dad:* No problem. It's only for a month.

*Tracy:* What about Kiki?

*Dad:* Kiki is going too.

*Tracy:* Where is Africa?

*Luke:* Far away. I've got a book in my room. Let's have a look.

### Lessons 11-12 REVISION page 48

#### task 1

- A Those are sharpeners.
- B This is a floor.
- C These are rubbers.
- D Those are shelves.
- E Those are exercise-books.
- F That is a bin.
- G Those are pictures.
- H This is a door.
- I That is a window.
- J These are rulers.
- K This is a paper.
- L These are pencils.

### UNIT 4 WE ARE HAPPY!

#### Lesson 1 page 50

#### tasks 1, 2

I'm happy in the morning.

Yes, I am.

I'm hungry at noon.

Yes, I'm.

I'm tired in the evening.

Yes, I'm.

I'm scared in the dark.

Yes, I'm.

#### task 3

*Liz:* Good evening!

*Mum:* Good evening, Liz. How are you?

*Liz:* I am hot!

*Mum:* Are you thirsty?

*Liz:* No, I am not.

*Mum:* Are you hungry?

*Liz:* Yes, I am. Thank you.

*Liz:* Oh, mum. I'm tired...

*Mum:* It's dark, Liz. Go to bed, dear.

*Liz:* Mu-u-um!

*Mum:* Yes, Liz. Are you scared?

*Liz:* No, I am not. Let's read this book.

*Mum:* Oh, Liz...

*Liz:* Please...

*Mum:* OK, dear.

### Lesson 4 page 54

#### task 1

in – The cat is in the box

on – The cat is on the chair

under – The cat is under the table.

#### task 2

*Jim:* I can't find my teddy.

*Dad:* Look on the shelf.

*Jim:* It isn't there.

*Dad:* Here it is. It's under your bed.

*Jim:* Thanks, daddy.

*Jim:* Are you scared, Teddy?

*Teddy:* I'm happy! I'm happy!

### Lesson 7 page 57

#### task 1

- eleven
- twelve
- thirteen
- fourteen
- fifteen
- sixteen
- seventeen
- eighteen
- nineteen
- twenty

### Lesson 8 STORY TIME page 58

#### task 1

#### A NEW JOB

*Dad:* Here we are!

*Luke:* I am hungry.

*Mum:* It's hot. I'm thirsty.

*Tracy:* I'm tired. Are you tired, Kiki?

*Kiki:* Miaow!

*Dad:* This is our house! Let's go inside.

*Tracy:* It's so small. Where is my room?

*Mum:* Your room? That's your bed.

*Dad:* I'm so happy. It's great here!

Look at the jungle.

*Tracy:* I'm not happy. I'm sad. I want to go home.

*Luke:* Look, Tracy! A monkey is in the tree.

*Tracy:* Wow! It's funny!

### Lessons 11-12 Revision page 58

#### task 1

- A He is fifteen. (*найза*)
- B I am scared in the dark. (*найза*)
- C I can't find my pencil. (*найза*)
- D She is 16. (*найза*)
- E Santa Clause is under the Christmas Tree. (*найза*)
- F Sam is hot. (*найза*)
- G The presents are in the bag. (*найза*)
- H I'm hungry at noon. (*найза*)
- I They are 17. (*найза*)
- J We are 18. (*найза*)
- K I can't find my book. (*найза*)
- L She is 13. (*найза*)
- M I am tired in the evening. (*найза*)
- N The car is under the bed. (*найза*)
- O He is 15. (*найза*)
- P I am happy in the morning. (*найза*)
- Q Sam is thirsty. (*найза*)
- R He is 20 (*найза*)
- S Sam is cold. (*найза*)
- T The dog is on the chair. (*найза*)

### UNIT 5 HOW MANY LEGS?

#### Lesson 1 page 63

#### task 2

Animal sounds: elephant, lion, parrot, monkey, snake

#### task 3

*Ref.:*

In the jungle there are animals.

In the jungle, can you see?

In the jungle there are animals.

In the jungle, can you hear?

Look, an elephant! It's big!

Look, a giraffe! It's tall!

Look, a hippo! It's fat!

Look, a monkey! It's small!

*Ref.:*

Listen, a snake! It's long!

Listen, a lion! It's angry!

Listen, a zebra! It's thirsty!  
Listen, a crocodile! It's hungry!  
Ref.

### Lesson 5 page 67

#### task 5

HOW MANY?

One, two, three, four, five,  
Six, seven, eight, nine, ten.  
How many, how many, how many,  
How many, how many, how many,  
How many fingers have you got?  
How many fingers have you got?

One, two, three, four, five,  
Six, seven, eight, nine, ten.  
How many, how many, how many,  
How many, how many, how many,  
How many toes have you got?  
How many toes have you got?

### Lessons 11-12 REVISION page 72

#### task 1

*Ms Lemmon:* Is this your monster, Jessica?

*Jessica:* No, Ms Lemmon. My monster has got long hair, four blue eyes, one nose, a long neck, six arms and two short legs.

*Ms Lemmon:* Oh, now I know! This is your monster.

*Jessica:* Yes, that's my monster, Ms Lemmon.

*Ms Lemmon:* Well done, Jessica!

## UNIT 6 DOING THINGS

### Lesson 1 page 74

#### task 1

You're in bed.  
Open your eyes.  
Oh, no! It's late.  
Run to the bathroom.  
Wash your face.  
Clean your teeth.  
Put on your clothes.  
Take your schoolbag.  
Run to school.  
Stop. Open your bag.  
No books. Silly you!

#### page 75

#### task 5

This is the way I wash my face,  
Wash my face, wash my face.  
This is the way I wash my face  
Every day in the morning.

This is the way I clean my teeth,  
Clean my teeth, clean my teeth,  
This is the way I clean my teeth  
Every day in the morning.

This is the way I put on my clothes,  
Put on my clothes, put on my clothes.  
This is the way I put on my clothes  
Every day in the morning.

This is the way I go to school,  
I go to school, I go to school.  
This is the way I go to school  
Every day in the morning.

### Lesson 2 page 76

#### task 3

Monday morning.  
Wake up... get up!  
Seven o'clock.  
It's seven o'clock.  
I have to catch the bus!

Tuesday morning.  
Wake up... get up!  
Eight o'clock.  
It's eight o'clock.  
I have to catch the bus !  
Wake up... get up !

Wednesday morning.  
Wake up... get up!  
Nine o'clock.  
It's nine o'clock.  
I have to catch the bus!

Thursday morning.  
Wake up... get up !  
Ten o'clock.  
It's ten o'clock.  
I have to catch the bus!  
Wake up... get up !

Friday morning.  
Wake up... get up !  
Eleven o'clock.  
It's eleven o'clock.  
I have to catch the bus!

Saturday morning.  
Wake up... get up !  
No school today.  
I'm going to play.  
I'm going to play  
... until Sunday!

### Lesson 7 page 81

#### task 1, 2

– Is dad fishing?  
– Yes, he is.

– Is mum swimming?  
– Yes, she is.  
– Is Jane talking?  
– Yes, she is.  
– Is Jim walking?  
– Yes, he is.  
– Is Ted reading?  
– You're kidding!  
No, he isn't.  
– Yes, he is!

### Lesson 8 STORY TIME page 82

#### task 1

*Tracy:* What are you doing, mum?

*Mum:* I'm looking at the photos from Africa.

*Monica:* Let me see.

*Tracy:* Look. My brother is looking at the monkeys.

*Monica:* Who is this?

*Tracy:* This is Toby and his parrot Lulu. Lulu is sitting on Toby's head.

*Monica:* What's your dad doing here?

*Tracy:* He is reading a story about Boobah and Booboo.

*Mum:* And Tracy is making faces.

*Monica:* You are funny! Wow! A crocodile.

*Tracy:* Yes, it is sleeping in the river.

*Monica:* And your mum is swimming in that river?

*Tracy:* No, no, she isn't. She is swimming in the pool.

*Monica:* Wow, that looks good!

*Tracy:* Toby is eating a sundae. Yummy. We call it the African dream. Mummy, can we make it?

*Mum:* Yes, of course.

### Lessons 11-12 REVISION page 84

#### task 1

*Ms Lemmon:* What's the time? Two o'clock! Where are the children? Jessica...!

*Jessica:* I'm here, Ms Lemmon. Look at me! I'm swinging.

*Ms Lemmon:* Come here! It's lunch time! Luke...!

*Luke:* I'm here, Ms Lemmon! Look at me! I'm climbing a tree!

*Ms Lemmon:* Be careful and come here! Elliot...!

*Ms Lemmon, Jessica, Luke:* Elliot...  
Elliot!  
*Greg:* Look! He is sleeping under  
the tree!  
*Ms Lemmon:* Wake up, Elliot! It's  
lunch time!

## UNIT 7 DO YOU LIKE CARROTS?

### Lesson 1 page 86

#### task 1

*Nick:* Come to my birthday party,  
Ben.  
*Ben:* A birthday party? How old are  
you?  
*Nick:* I'm seven.  
*Children:* Happy birthday! These are  
presents for you.  
*Nick:* Thank you!  
*Mother:* Do you like fruit salad?  
*Liz:* Yes, I do!  
*Vic:* Can I have some lemonade?  
*Ben:* Here you are.

### Lesson 4 page 90

#### task 2

Apples and bananas, *(twice)*  
Pears and strawberries, *(twice)*  
I like oranges, *(twice)*  
I don't like cherries.

Cucumbers and carrots, *(twice)*  
Mushrooms, tomatoes, *(twice)*  
I like peppers, *(twice)*  
I don't like potatoes.

### Lesson 5 page 91

#### task 2

I eat toasts and yogurt for  
breakfast.  
I eat an apple, too.  
I drink juice for breakfast.  
I eat soup and sandwich for lunch.  
I eat chicken, too.  
I like fruit salad for lunch.  
I eat potatoes, tomatoes and  
cucumbers for dinner.  
I like a cake, too.  
I drink tea for dinner.

### Lesson 7 page 92

#### task 3

Does Tracy like hot chocolate?  
– Yes, she does.  
Does Luke like hot chocolate?  
– No, he doesn't.  
Does Liz like hot chocolate?

– No, she doesn't.  
Does Ben like pears?  
– No, he doesn't.  
Does Vic like yogurt?  
– Yes, she does.  
Does Nick like pears?  
– Yes, he does.

## Lessons 11-12 REVISION page 99

### task 6

The king likes potatoes.  
The king says, "Can I have some  
potatoes, please?"  
The queen likes chicken.  
The queen says, "Can I have a  
chicken, please?"  
The prince likes soup.  
The prince says, "Can I have some  
soup, please?"  
The princess likes sweets.  
The princess says,  
"I don't like potatoes.  
I don't like chicken.  
I don't like soup.  
Can I have some sweets, please?"

## UNIT 8 SEASONS AND CLOTHES

### Lesson 1 page 100

#### task 3

*Vic:* When is your birthday, Ben?  
*Ben:* It's in summer.  
*Liz:* I like summer. It is hot. I like  
summer holidays.  
*Ben:* When is your birthday, Vic?  
*Vic:* My birthday is in autumn. I  
don't like autumn. It is raining. Is  
your birthday in autumn, Liz?  
*Liz:* No, it isn't. It's in winter. Do you  
like winter?  
*Vic:* Well, yes, I do. It's cold, but I  
like when it is snowing.  
*Nick:* And my birthday is in spring.  
Listen! We've got our birthdays  
in all of the seasons: winter,  
spring, summer and autumn!  
*Liz:* Wow! That's great!

### Lesson 4 page 103

#### task 2

A jacket, sandals, a bikini, jeans,  
a T-shirt, a mask, trainers

#### task 3

### TRACY'S CLOTHES

Tracy's packing her suitcase.  
What is she putting in her suitcase?  
Her orange sandals and violet

trainers, her blue jeans and brown  
jacket, her red T-shirt, pink bikini  
and ... a mask.

### page 104

#### task 4

A T-shirt, a cap, shorts, a jacket,  
trainers, jeans

#### task 5

Luke is packing his suitcase.  
What is he putting in his suitcase?  
His black jeans and orange trainers,  
his white T-shirt and yellow jacket,  
his green shorts and blue cap.

### Lesson 5 page 105

#### task 2

T-shirt, trousers, socks and shoes.  
What are you wearing today?  
T-shirt, trousers, socks and shoes.  
I'm wearing a dress today.

Sweater, scarf, hat and boots.  
What are you wearing today?  
Sweater, scarf, hat and boots.  
I'm wearing a jacket today.

### Lesson 7 page 107

#### task 1

It is sunny. Jessica is wearing a  
white T-shirt and a yellow skirt.  
It is raining. Jessica is wearing a  
green jacket and blue jeans. She  
has got a red umbrella, too.  
It is cold. Jessica is wearing a pink  
coat, a blue cap and black boots.

## Lessons 11-12 REVISION page 110

#### task 1

It's spring. It's sunny. Ronnie is  
wearing his green jogging suit and  
an orange cap.  
It's summer. It's very hot. Ronnie is  
wearing his favourite red T-shirt  
and blue shorts.  
It's autumn. It's raining. Ronnie is  
wearing his yellow raincoat and  
yellow boots. He has got a yellow  
umbrella, too.  
It's winter. It's very cold. Ronnie is  
wearing his blue coat, an orange  
scarf and an orange cap and...  
Ronnie! Where are your boots?!

*Ronnie:* Achoo, achoo!

# YOUR PICTIIONARY

## My Food

vegetables



pepper



cucumber



carrot



potato



mushroom



tomato



fruit



banana



strawberry



apple



cherry



pear



orange

## Seasons and Weather



It is sunny.



It is snowing.



It is hot.



It is cold.



It is raining.

## My Clothes



lemonade



milk



juice



water



yougurt



ice cream



tea



hot chocolate



fish



eggs



cheesecake



sweets



rice



soup



salad



chips



chicken



dress



jeans



bikini



shirt



trousers



coat



raincoat



jacket



T-shirt



shorts



sweater



skirt



scarf



sandals



trainers



shoes



boots



socks



cap



hat